

The Orpington Club of Australia (Inc.)

‘The Orpington Outlook’



Autumn 2026

*Established in 1985 the Orpington Club of Australia is dedicated
to promote and protect this stately breed.*

‘We do best what we do together’



Letter from the Editor

Hi members, and welcome to your Autumn 2026 Orpington Outlook! Gracing our cover is the stunning cockerel 'Prince', a member of the Gibson family and Reserve Champion Orpington at the Sydney Royal Poultry Show 2026. If you'd love to know what could have possibly beaten Prince, check out the Sydney Royal Show Results starting on page 5. Remember when the Danish Orpington Club donated two 'Golden Rings' for our 40th anniversary show last year? Well, in turn our club donated ribbons for their show, and Phillip Smedley has shared some details and photos on page 10. If you didn't win birds in our recent promotion, at least you can find out who did on page 13! For our 'Future Feathers' section (page 14) I share details with you on the progress of my Buff Mottled project along with a few photos. I hope you like them as much as I do. There's a new Handy Gadget on page 18, and for those that are still struggling you'll find details on how to open a feed bag using the string on page 19. On page 22 there's a biology lesson with 'Anatomy of a Chicken', and the 'Cook's Book' chapter for this newsletter details Cook's recipe for the original Black Orpington (page 23). If you're curious about breeding Spangled Orpingtons there's a section on the Mottle Gene on page 27. Those interested in showing their Orpingtons may find page 29's article 'Structure of a Wing' interesting where Serious and Disqualifying wing defects are outlined. Sue from The Cuckoo Poultry Stud has kindly shared an interesting article with you on eliminating yellowing/sappiness in Splash Orpingtons on page 30. On pages 32-33 you'll find details on how to get in touch with Ainslee Simpson regarding donations for our upcoming Show Day raffle, as well as a sneak peek at some of the fantastic prizes already donated. Did you know that membership fees for our club are now due? You'll find the membership form on page 34. Well that should keep you busy for a while! I hope you enjoy the read and can't wait to see you all at the Orpington Nationals in June.

Vicki Lindsay

Newsletter Editor



President's Report

Autumn 2026



Well here we are, May already and it seems like only yesterday we were finishing off the Xmas cheer. Sydney Royal has been and gone with another great show for Orpingtons with a Standard Black pullet achieving Champion Standard Softfeather and Reserve Softfeather bird of Show. The other element that was so pleasing was that we penned 50 Standard Orpingtons. It has been a while since this was achieved. Thanks to Narelle Hobson, Leanne Knox, Bellingen High School, Olivia Hinds, Rose Gibson, Kerry Stephenson, Kevin Whitton, Melissa Yee Connors and Terry Trengrove. It was marvellous to see Kevin Whitton off his sick bed and supporting Australia's greatest show. Look after yourself mate, the show would not be the same without you. It was wonderful to catch up with Orpington enthusiasts Bruce Richardson, Andrea Pugh, Vicki and Graeme Lindsay and Chris Hardman among others at the Royal Easter Show.

The Sydney Royal auction comprised a small but high-quality offering with birds averaging around \$400, with Rose Gibson achieving the top price with a pullet going to QLD. Pleasingly after-auction private sales were very strong and have remained so since the Royal. Considering the state of the economy I find it incredible that people seem to have so much spare money to spend. Anyway, I see it as a very positive reflection of the breed in Australia today.

Hopefully plenty of you are getting teams of fowls ready for the Dubbo Nationals. Nothing has been decided yet, but the committee is looking at holding a small stud auction to allow the transfer of genetics between the top studs that ensues from a such an event. If this progresses Kate will have more information to you shortly. In relation to judges we are very pleased to announce the appointment of Mr Grahame Sharpe with the NSW State Judging Winner Bryson Lee appointed under-judge.

Thanks again to Vicki on the newsletter and to Kate for all the work she puts into running the club.

All the best for the show season,

Ross Gibson

President, Orpington Club of Australia

Secretary's Report

Dear fellow Orpingtonians :)

Hope all is well in your yards and your show season is kicking off.

The National Show organisation is underway with the lovely sashes and rosettes ordered. Keep an eye out for the Show schedule, which will be out very soon. Our Judge this year will be Grahame Sharpe and hopefully assisted by the NSW State Champion Junior Judge Bryson Lee, what a great opportunity for Bryson to see a quality line-up of Orpingtons. Our AGM will take place following judging, the AGM notice and reports are yet to come out.

For those who didn't recently join during the promotion (or extended their membership) membership is now due. Please put your name as reference when doing a direct deposit.

Hope to see as many of you as possible at the National Show and keep an eye out for the Schedule!

Best wishes,

Kate

Secretary



Elected Office Bearers and Direct Appointees

2025/2026

Role	Name
Patron	Dallas Smith
President & EPA NSW Delegate	Ross Gibson ross@rumenworksnutrition.com.au
Vice President 1	Karen Bussian
Vice President 2	Justin Henry
Secretary /Treasurer	Kate Goulding australianorpingtonclub@gmail.com
Promotions Officer/Editor	Vicki Lindsay orpingtonswithbling@yahoo.com
National Show Secretary	Michela Serone
Public Officer (NSW) and EPA NSW Delegate	Kate Goulding
International Correspondent	Philip Smedley
Facebook Group Admin	Steve Parker, Karen Bussian, Martin Doulton, Vicki Lindsay, Ross Gibson.
Website Manager	Karen Bussian
WA State Rep	Philip Smedley philipsmedley54@gmail.com
SA State Rep	Trevor Dent tddent@internode.on.net
Vic State Rep	Sonya Ford sonyaf1940@gmail.com
TAS State Rep	Ainslee Simpson hardkingainslee@gmail.com
NSW State Rep	Maree Crowe mareecrowe210@gmail.com
QLD State Rep	Rod Lucht rod.lucht@outlook.com.au
APS3 Standards Group	Club Executive plus Dallas Smith
Executive- Bank Signatories BSB 062-549 Acc #0090 1366	Ross Gibson, Narelle Hobson, Kate Goulding

Sydney Royal Show Results 2026

ORPINGTON, BLACK

CLASS: 363 - Orpington, black, cock

1	656 GIBSON FAMILY POULTRY UPPER ORARA NSW 2450
---	---

CLASS: 364 - Orpington, black, hen

1	657 GIBSON FAMILY POULTRY UPPER ORARA NSW 2450
---	---

2	659 GIBSON FAMILY POULTRY UPPER ORARA NSW 2450
---	---

3	658 GIBSON FAMILY POULTRY UPPER ORARA NSW 2450
---	---

CLASS: 365 - Orpington, black, cockerel

1	661 GIBSON FAMILY POULTRY UPPER ORARA NSW 2450
---	---

2	662 GIBSON FAMILY POULTRY UPPER ORARA NSW 2450
---	---

3	663 GIBSON FAMILY POULTRY UPPER ORARA NSW 2450
---	---

CLASS: 366 - Orpington, black, pullet

1	665 GIBSON FAMILY POULTRY UPPER ORARA NSW 2450
---	---

2	669 GIBSON FAMILY POULTRY UPPER ORARA NSW 2450
---	---

3	668 GIBSON FAMILY POULTRY UPPER ORARA NSW 2450
---	---

4	672 GIBSON FAMILY POULTRY UPPER ORARA NSW 2450
---	---

CLASS: S2328C - Champion Standard Orpington, Black

Winner	665 GIBSON FAMILY POULTRY UPPER ORARA NSW 2450
--------	---

CLASS: S2328R - Reserve Champion Standard Orpington, Black

Winner	661 GIBSON FAMILY POULTRY UPPER ORARA NSW 2450
--------	---

Gibson Family Orpington's Standard Black Pullet

Champion Standard Orpington

Champion Standard Softfeather

Res. Champion Softfeather (Standard or Bantam)



Congratulations Ross and Rose on a brilliant result!

ORPINGTON, BUFF

CLASS: 367 - Orpington, buff, cock

1 677 MR KERRY STEPHENSON GOSFORD NSW 2250

CLASS: 368 - Orpington, buff, hen

1 683 MR KEVIN WHITTON CARRAMAR NSW 2163

2 682 MR KEVIN WHITTON CARRAMAR NSW 2163

CLASS: 369 - Orpington, buff, cockerel

1 684 MR TERRY TRENGOVE MOGRIGUY NSW 2830

2 685 MR TERRY TRENGOVE MOGRIGUY NSW 2830

CLASS: 370 - Orpington, buff, pullet

1 687 MR TERRY TRENGOVE MOGRIGUY NSW 2830

2 688 MR TERRY TRENGOVE MOGRIGUY NSW 2830

3 689 MR KEVIN WHITTON CARRAMAR NSW 2163

CLASS: S2329C - Champion Standard Orpington, Buff

Winner 684 MR TERRY TRENGOVE MOGRIGUY NSW 2830

CLASS: S2329R - Reserve Champion Standard Orpington, Buff

Winner 687 MR TERRY TRENGOVE MOGRIGUY NSW 2830



Terry Trengrove's Cockerel: Champion Standard Buff

ORPINGTON, ANY OTHER COLOUR

CLASS: 372 - Orpington, any other colour, hen

- 1** 692 BELLINGEN HIGH SCHOOL BELLINGEN NSW 2454
- 2** 694 MRS NARELLE HOBSON JUNEE NSW 2663
- 3** 693 MRS NARELLE HOBSON JUNEE NSW 2663

CLASS: 373 - Orpington, any other colour, cockerel

- 1** 695 GIBSON FAMILY POULTRY UPPER ORARA NSW 2450

CLASS: 374 - Orpington, any other colour, pullet

- 1** 700 GIBSON FAMILY POULTRY UPPER ORARA NSW 2450
- 2** 701 GIBSON FAMILY POULTRY UPPER ORARA NSW 2450
- 3** 703 MRS NARELLE HOBSON JUNEE NSW 2663

CLASS: S2330C - Champion Standard Orpington, Any Other Colour

- Winner** 700 GIBSON FAMILY POULTRY UPPER ORARA NSW 2450

CLASS: S2330R - Reserve Champion Standard Orpington, Any Other Colour

- Winner** 692 BELLINGEN HIGH SCHOOL BELLINGEN NSW 2454





NEWS FROM DENMARK

Following The Orpington Club of Australia's successful 40th anniversary National Show in 2025, where we were delighted to receive two "golden rings" from **The Danish Orpington Club** to award to our winners, our Club reciprocated by sending them a full set of our Club Ribbons to award at their show. The Danish National Show was held on 25th & 26th October 2025. The show had a total entry of 3,045 birds.

On display were 64 Standard Orpingtons in 9 colours (Black, Buff, Blue, Red, Porcelain, Gold Laced, Silver Laced, Partridge and Splash). There were 90 Bantams, also in 9 colours (Black, Buff, White, Blue, Red, Porcelain, Legbar, Splash and Chocolate).

The following pictures show the four winners proudly displaying their Orpington Club of Australia Awards.

Phillip Smedley







WINNERS!

The Orpington Club of Australia
is proud to announce the following results of our 2026 promotion:

FIRST PRIZE:

Jo-Anne Thurston

**Pair of Standard Black Orpingtons
donated by Miss Rose Gibson**

SECOND PRIZE:

Rosa Cleve

**Pair of Standard Spangled Orpingtons
donated by Vicki Lindsay**

THIRD PRIZE:

Megan Savins

**Pair of Bantam Chocolate Orpingtons
donated by Sonya Ford**

Future Feathers



Buff Mottled Project

by Vicki Lindsay

I bred my first Orpingtons in 2016, and by 2017 had already begun working towards creating Standard Spangled (Black Mottled) Orpingtons and Blue Mottled Orpingtons. By 2022 I was looking for a new challenge and set out to produce Standard Buff Mottled Orpingtons.

2022: I began by mating Splash Mottled to some regular Buffs, in two separate pens to avoid the need for future inbreeding. This produced offspring of various shades and patterns, but most of them were blue in the rear and buff in the front. I selected those with predominately buff plumage with light coloured legs.



2022: Offspring from mating Splash Mottled to regular Buff

2023: The blue/buff birds were mated together, and this produced mostly Buff offspring of various shades. Some of these had white necks, tails and wings which I kept to breed on with. There was no sign of distinct white mottles at this stage.



2023: White began to appear on necks and tails.

2024: Once again, various shades of Buff were produced, many with white necks, wings and tails. There was one Splash/Buff cockerel in this batch who feathered up with mottles on his breast. A small number of pullets were Buff with some white mottling on their backs. Most chicks had mottles at 6 weeks but only a select few retained them to maturity.



2024: A Splash/Buff cockerel with white mottling.



2024: One of a few Buff mottled pullets produced.

2025: All progeny were Buff, and many from this batch had light mottling. There was still too much white on necks, wings and tails. Several cockerels were produced with mottled breasts, and one pullet had very distinct clear mottling. Getting close now!



2025: A handsome young cockerel with a mottled breast.



2025: This pullet is not too far from my vision!



Handy Gadgets for Chicken Tenders

This page is to share ideas about items that make keeping Orpingtons a little easier. If you've discovered (or invented) a '*Handy Gadget*' please send in a photo with an explanation about why you love it to the Newsletter Editor for sharing with fellow Orpingtonians.

Keeping vermin out of poultry feed can be a battle as they can chew their way through just about anything – except metal. That's why I opted for a few large, galvanised steel bins in my feed shed. The one pictured below is a toolbox, purchased second-hand through Facebook Marketplace for \$40. It holds nine 20kg bags or ten 18kg bags. I placed it off the ground by putting bricks under each corner, this helps to prevent rust. With the feed closed off from rats and mice they are much more likely to succumb to traps or bait. Most feed stores will give you a discounted rate if you buy 10 or more bags (but you will have to ask for it), so if you have safe storage for that quantity, you should save money.

Vicki



How to open a feed bag

(using the string)



1. Position the bag so that the **chain stitch** is facing you



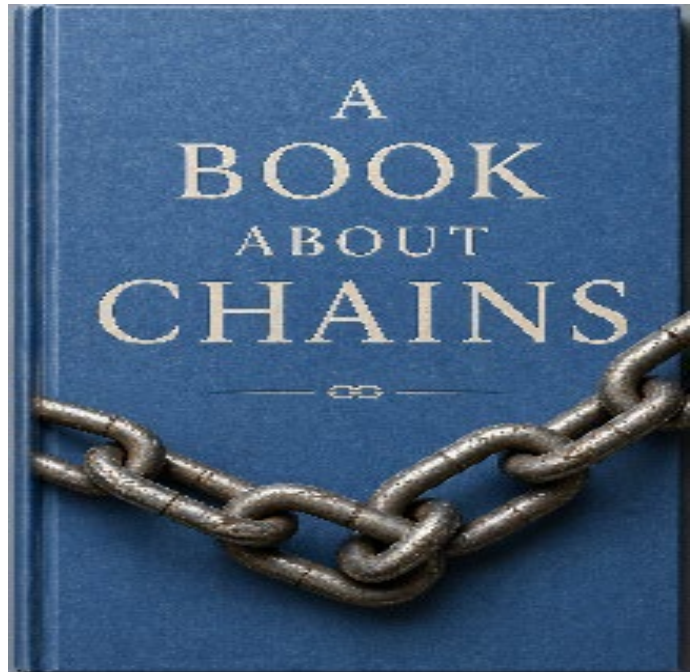
2. Start from the left side of the chain stitch, and cut the first **two threads**



3. Pull the string from the **left-hand side**



4. A good way to remember this method is by thinking of '**A Book About Chains**', as you always read a book from left to right and you must be looking at the chain side of the stitching.





The Orpington Club — • of Australia • — **NATIONAL SHOW** — 2026 —

125
CHAMPION
BUFF
ORPINGTON

137
BEST
BLACK
ORPINGTON

142
BEST
LAVENDER
ORPINGTON

213
RESERVE
CHAMPION
ORPINGTON

226
BEST
WHITE
ORPINGTON

238
BEST
BLUE
ORPINGTON

Dubbo Showgrounds
20th June 2026
(Show Schedule out now!)

Anatomy of a Chicken

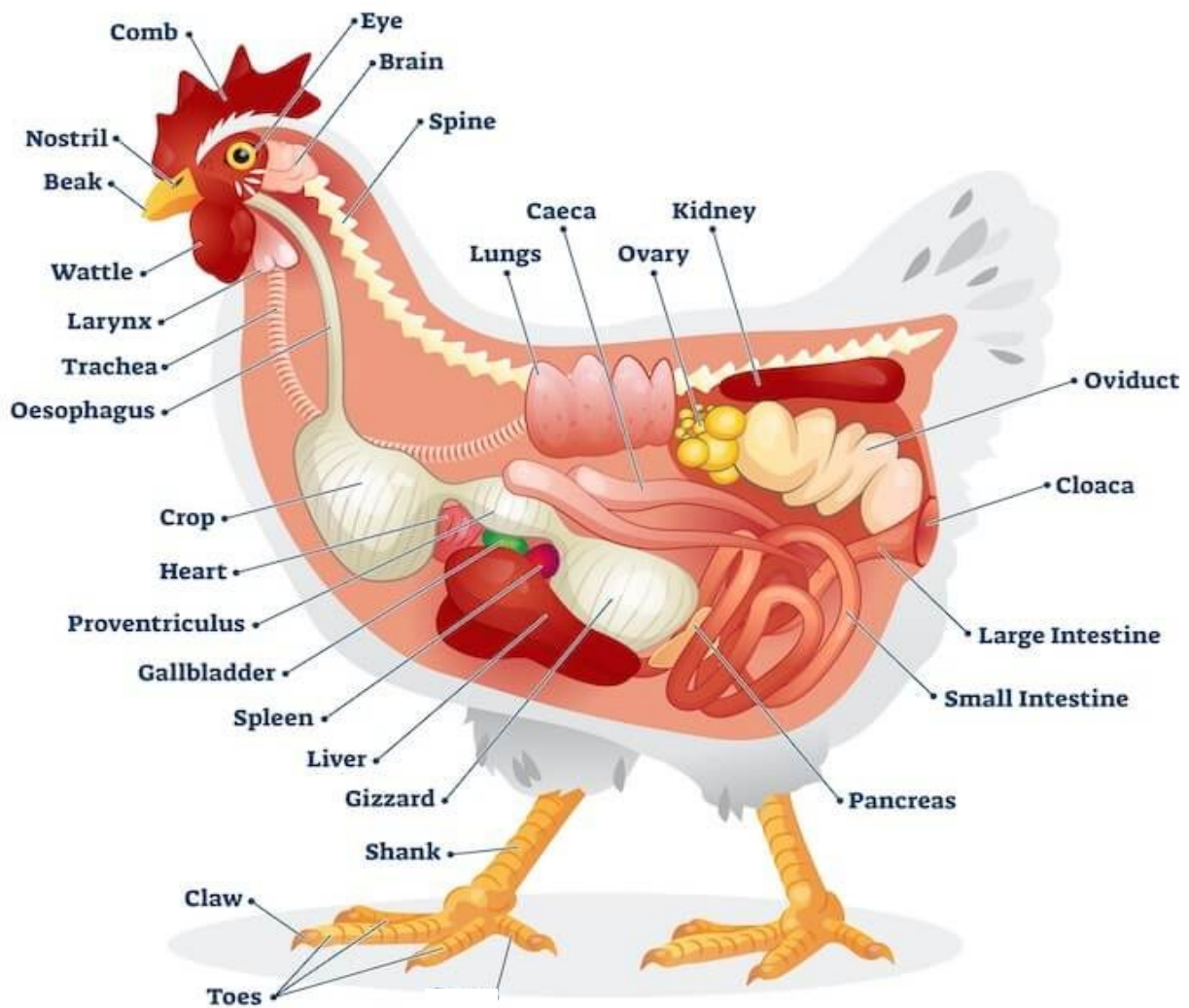


Image downloaded from: <https://www.chickensandmore.com/chicken-anatomy/>

Cook's Book

William Cook, the originator of the Orpington chickens, wrote '*Fowl for the Times: History and Development of the Orpington Fowl*' in 1896. This text is within the Public Domain, which means it is now free from copyright laws and can be reproduced.

In the extract below Cook explains how he developed his Black Orpingtons.

ORPINGTONS A BREED NOT A VARIETY.

Breeds—New Breeds—American Breeds—English lethargy—Foreign breeds and reception by English breeders—"A Prophet is not without honour, save in his own country and in his own house"—Hardiness, comprehensiveness and excellence—Orpingtons will rule the Poultry world, as "Britannia rules the waves."

THE questions which the great awakening in the ranks of poultry-keepers have called forth, were slow in coming to the point of breeds. Even the most enlightened breeders of the old school had never attempted any improvement in the real build, and stamp, and propensities of the old breeds, so that domestic poultry was only preserved and not often improved.

When I first resolved to form the Orpington breeds, I looked round for the most suitable material, which were birds which possessed good laying and fine table qualities, and were most full of vitality and strength of constitution. I have in the early chapters of the book shewn why I

believe in my foundation theory, and also Mr. Darwin's acquiescence in the principles I have demonstrated the truth of in producing the Orpingtons, and I will, in this chapter, endeavour to show how I proceeded upon these lines to produce, as far as possible, an ideal set of breeds that should do great things for the poultry-keepers of the present and future.

The first variety of the Orpingtons was the Black. To make these, I took a good Black Minorca, which variety are extraordinary layers, black plumage, but small and not putting on fat readily, with white flesh and skin of fine texture, but with black legs, and tremendous activity. They are not suitable for cold, bleak situations, as they are not strong, hardy birds. The points I hoped to procure from this breed were black plumage, red face, and large comb and ear-lobes.

I procured the finest bodied cocks of the breed that I could find throughout the country, that had red earlobes. These "sports" had been killed or thought little of before, because they had not white ear-lobes. With these Black Minorcas I mated some Black Plymouth Rock pullets, which are "sports" from the American speckled Rocks, owing to the Black Java having been used in the making of the Plymouth Rock breed.

Plymouth Rocks are hardy birds—Winter layers

of a brown or tinted egg, and were thought a good deal of when they were introduced, although their yellow skin and legs have always been against them as table fowls in this country.

These varieties when crossed, produced even black pullets and good shaped birds. The cockerels came of a mixed straw colour and were of course useless for my purpose.

With these beautiful pullets I mated a good Langshan of the old short-legged type, and, as is well known, these birds are extraordinary Winter, and particularly late Autumn, layers of deep brown shelled eggs. They lay when eggs are scarce; more so than at any other time of the year. They are also fine bodied black birds, showing an iridescent metallic green sheen upon their magnificent plumage.



















So these birds, with their long deep breastbone, and white skin and flesh, infused many good qualities into the breed.

The feathers down the legs had to be disposed of, and to do this, I sought out all the Langshans that were produced without feathers on the legs. These Langshans laid earlier than the feather-legged ones, and with their breasts curved in that peculiar way which denotes strength of constitution and their fine qualities, they soon set their stamp of real excellence upon the birds. So with the

“wastrels” from the good breeds I formed the Black Orpingtons, using birds that represented the poultry of the three continents, viz.:—Minorcas from Europe, Langshans from Asia, and Plymouth Rocks from America—and three varieties that were looked upon as three of the best for general purposes that England possessed. And the Orpingtons have now been tried and found most valuable birds in the coldest and bleakest parts of America and England, Russia, Holland, and all parts of Germany, so that with Africa, India, Australia, Malta, New Zealand, Norway, and America, Orpingtons have now spread to nearly every part of the civilized world. In the most trying hot climates, where other birds have died, Orpingtons are thriving and doing well.


The Rose Combed Black Orpingtons were next introduced. Some people objected that the single combed birds were so like Langshans, and so taking advantage of the fact of a few sports from the Langshans being produced with rose combs, by substituting a rose combed Langshan for a single comb, the Rose Comb Black Orpington variety was formed.

Mottle Breeding Chart

<i>Parent 1</i>		<i>Parent 2</i>		<i>Offspring</i>
Mottled 	+	Mottled 	=	100% Mottled 
Mottled 	+	Carrier (Split) 	=	50% Mottled, 50% Split 
Mottled 	+	Non-Carrier 	=	100% Split 
Carrier (Split) 	+	Carrier (Split) 	=	25% Mottled, 50% Split, 25% Non-Carrier 
Carrier (Split) 	+	Non-Carrier 	=	50% Split, 50% Non-Carrier 
Non-Carrier 	+	Non-Carrier 	=	100% Non-Carrier 

Interesting Facts about Mottle


- Mottling is a white tip to feathers. As birds age and moult the white tips usually multiply and increase in size.
- The Mottle gene is not sex-linked so Parent 1 and Parent 2 are interchangeable with the same result.
- The Mottle gene is a simple recessive so a bird generally needs two copies of the gene to express it. It can carry a single copy (a carrier or 'split') and pass this gene onto its offspring.
- Carrier/Split birds generally show no mottling but it is possible to have a haze of small mottles around the head or the occasional mottled feather elsewhere on the body.
- The genetics and statistics of the mottle gene applies to mottled poultry of all varieties and colours.



Vicki Lindsay

Reference: <https://sedgwickcommon.co.uk/wyandotte-poultry-characteristics/breeding-mottled-chickens/>

Structure of a Wing



Serious Wing Defects

- **Slipped or Drooping Wing** – The primary feathers hang down below the secondary feathers when the wing is closed.
- **Twisted Wing** – the wing pinion is weak resulting in the primary feathers sticking out from the body.

Disqualifying Wing Defects

- **Badly curled or twisted primary or secondary feathers.**
- **Split Wing** – A distinct gap is evident between the primary and secondary feathers.

Breeding Splash birds that carry the silver gene

by the Cuckoo Poultry Stud

this is the authors opinion only, and printed here with permission

This is written in case the only cockerel/rooster available is one that carries the gold gene.

Splash that carry the gold gene display yellowing, sappiness and/or bronzing in the feathers, very unattractive and not ideal, considered a colour defect. Silver gene birds display clean crisp colouring devoid of the yellowing etc.

'No yellowing or sappiness in feathers preferred' = the gold gene causes the yellowing / sappiness.

There are cockerels and roosters out there that carry the silver gene but owners are hesitant to re-house these birds.

It is most often easier to acquire hens that carry silver.

So you are responsible for breeding your own Splash that carry silver.

If the only Splash male that could be acquired as a starter bird carries the gold gene and if you want your Splash to not display the yellowing etc, you will have to breed your own silver based birds.

Your long term plan should be to set up 3 pens =

The first task would be to find hens that carry silver NOT gold =

Take the time to find the hens as Type comes from the hens = DO NOT settle !!!!!!!

- 1 pen with 2 Blue hens (both to carry silver)
- 1 pen with 2 Splash hens (both to carry silver)
- 1 pen with 2 Black hens (both to carry silver)

Note that offspring from all matings need to be grown out to at least 10 to 11mths to be able to assess for both Type and if they carry the gold OR silver gene.

You should move the Splash lad into each pen each day = he only needs to be in each pen for about 2hrs each day.

pen 1 = the lad over a couple of Typey (referring to and adhering to the Standard of Perfection) Blue hens (hens NOT pullets) that carry the silver gene =
offspring 50/50 Splash/Blue and 50/50 for gold and silver gene =
You should keep the best silver gene in both colours/sexes for later use

pen 2 = put this same lad over a couple of Typey Splash hens (again hens NOT pullets) all should be Splash =
You should keep the best silver gene in both sexes for later use

pen 3 = put this lad over 2 Typey Black hens (yet again hens NOT pullets) that carry the silver gene =
Offspring all Blue 50/50 silver and gold gene = you should keep the best silver gene in both sexes for later use

The offspring would give 3 distinct but semi related 'pens' of birds (related via the Splash lad)

You should then go on to mate the best from each 'pen' as a brother/sister mating of each 'pen' = Always choosing the best Type offspring that carry the silver gene

You could also cross mate the 'pens' Splash to Blue and Splash to Splash only keeping offspring that are both Splash and carrying the silver gene

Ultimately having Splash that closely match the Standard of Perfection for Type and colour requirement and not displaying any yellow or sappiness (aka the gold gene).

Alternately you can exclusively use Blues from above matings = to establish a line of silver based Blue, but you have to ensure you choose only those Blues that have good colour that closely matches the Standard of Perfection (medium to dark Slate Blue preferably with good lacing as this is also a requirement) to get Blues that carry the silver gene.

protected under copy right laws of Australia



— • *Support Your Club* • —

THE
ORPINGTON CLUB

OF
★ *Australia* ★

RAFFLE



TICKETS: 3 for \$10

BUY A TICKET,
Make a Difference

PROCEEDS TO HELP
♥ *Grow our Show* ♥

The Orpington Club of Australia's 2026 raffle

Ainslee is now taking donations for the raffle which will be drawn at the National Show on 20th-21st June 2026. Send him an email on hardkingainslee@gmail.com to let him know what you're donating, then bring the item along to the show to be included in the raffle prizes.

Here's a sneak peek at some of the prizes on offer:





The Orpington Club of Australia (Inc 988361)

President – Ross Gibson
 Secretary – Kate Goulding
australianorpingtonclub@gmail.com

NEW MEMBER APPLICATION

Name:

Postal Address:

Post Code: Phone:

Email Address:

2026-2027 Membership year

Adult Financial Membership \$20 p.a \$.....
 (1st May to 30th April)

Junior (<16 years) Membership \$10 \$.....

TOTAL \$.....

I keep the following Varieties:

LARGE		BANTAMS.	
BLACK		BLACK	
BUFF		BUFF	
BLUE		BLUE	
WHITE		WHITE	
CUCKOO		CUCKOO	
ANY OTHER VARIETY		ANY OTHER VARIETY	

Please complete this form and email it to:
australianorpingtonclub@gmail.com

Please make payment by Direct Deposit to:

The Orpington Club of Australia
 BSB 062 549 Account No. 0090 1366
 (using your name as reference)



Club Contact addresses

Email: australianorpingtonclub@gmail.com

Website: <http://theorpingtonclubofaustralia.net.au>

Newsletter Editor: orpingtonswithbling@yahoo.com

The Views and opinions expressed in this publication are those of the authors only, and do not necessarily reflect those of the Committee or editorial staff.